

MAP OF THE GAP ONCOLOGY

We measured the gap in innovative drug access in selected therapeutic areas in the Visegrád (V4) countries (Poland, Hungary, Czechia and Slovakia) as examples compared to the standard of care therapies described in European clinical practice guidelines.

We have developed a multi-level, hierarchical indicator framework, in which indicators are aggregated for each indication and for each country making possible to compare several layers in a flexible way.

HOW TO READ THE MAP?




The map shows how big GAP for a given country in the area of oncology is for selected three important indicators:

- time to availability
- share of patients on a specific novel treatment
- restrictions on reimbursed use.

The further a country is from the center of the circle, the larger the GAP is.

LEGEND

-  POLAND
-  HUNGARY
-  CZECHIA
-  SLOVAKIA

-  LOW GAP
-  MEDIUM GAP
-  HUGE GAP

